


Statement showing Shareholding Pattern

Name of the Company :	Bajaj Electricals Limited		
Scrip Code: (BSE)	500031	Quarter ended :	30th September, 2014
Scrip Code: (DSE)	2031		
Scrip Name: (NSE)	BAJAJELEC		
Class of Security :	Equity Shares		
Partly paid-up shares	No. of partly paid up shares	As a % of total no. of partly paid-up shares	As a % of total no. of shares of the Company
Held by promoter/promoters group	Nil	Nil	Nil
Held by public	Nil	Nil	Nil
Total	Nil	Nil	Nil
Outstanding convertible securities:-	No. of outstanding securities	As a % of total No. of outstanding convertible securities	As a % of total no. of shares of the company, assuming full conversion of the convertible securities
Held by promoter/promoter group	Nil	Nil	Nil
Held by public	Nil	Nil	Nil
Total	Nil	Nil	Nil
Warrants:-	No. of warrants	As a % of total no. of warrants	As a % of total no. of shares of the company, assuming full conversion of warrants
Held by promoter/ promoter group	Nil	Nil	Nil
Held by public	Nil	Nil	Nil
Total	Nil	Nil	Nil
Total paid-up capital of the company assuming full conversion of warrants and convertible securities	10,07,06,926		



(I) (a) Statement showing Shareholding Pattern


Name of the Company: BAJAJ ELECTRICALS LIMITED

BSE: Code: 500031
DSE: Code: 20031
NSE: BAJAJELEC


Quarter ended: 30.9.2014

Class of Security: Equity Shares

Category code	Category of shareholders	No. of shareholders	Total No. of shares	No. of shares held in dematerialized form	Total shareholding as a percentage of total no. of shares		Shares pledged or otherwise encumbered	
					As a percentage of (A+B)	As a percentage of (A+B+C)	Number of shares	As a percentage of (A+B+C)
(I)	(II)	(III)	(IV)	(V)	(VI)	(VII)	(VIII)	(IX)=(VIII)/(IV)*100
(A)	Shareholding of Promoter and Promoter Group							
(1)	Indian							
(a)	Individuals/ Hindu Undivided Family	33	22036778	22036778	21.88	21.88		0
(b)	Central Government/ State Government(s)	0	0	0	0.00	0.00		
(c)	Bodies Corporate	9	44043607	44043607	43.73	43.73	0	0.00
(d)	Financial Institutions/Banks	0	0	0	0.00	0.00		
(e)	Any Other (specify)	0	0	0	0.00	0.00		
	Sub-Total (A) (1)	42	66080385	66080385	65.62	65.62	0	0.00
(2)	Foreign							
(a)	Individuals (Non-Resident Individuals/Foreign individuals)	0	0	0	0.00	0.00		
(b)	Bodies Corporate	0	0	0	0.00	0.00		
(c)	Institutions	0	0	0	0.00	0.00		
(d)	Qualified Foreign Investor							
(e)	Any Other (specify)	0	0	0	0.00	0.00		
	Sub-Total (A) (2)	0	0	0	0.00	0.00	0	0
	Total Shareholding of Promoter and Promoter Group (A) = (A)(1)+(A)(2)	42	66080385	66080385	65.62	65.62	0	0.00
(B)	Public Shareholding						N.A.	N.A.
(1)	Institutions						N.A.	N.A.
(a)	Mutual Funds /UTI	16	5992017	5985517	5.95	5.95		
(b)	Financial Institutions/Banks	28	48262	30882	0.05	0.05		
(c)	Central Government/ State Government(s)	0	0	0	0.00	0.00		
(d)	Venture Capital Funds	0	0	0	0.00	0.00		
(e)	Insurance Companies	0	0	0	0.00	0.00		
(f)	Foreign Institutional Investors	48	14113430	13957430	14.01	14.01		



Category code	Category of shareholders	No. of shareholders	Total No. of shares	No. of shares held in dematerialized form	Total shareholding as a percentage of total no. of shares		Shares pledged or otherwise encumbered	
					As a percentage of (A+B)	As a percentage of (A+B+C)	Number of shares	As a percentage of (A+B+C)
(g)	Foreign Venture Capital Investors	0	0	0	0.00	0.00		
(h)	Qualified Foreign Investor	0	0	0	0.00	0.00		
(i)	Any Other (specify)	0	0	0	0.00	0.00		
	Sub-Total (B) (1)	92	20153709	19973829	20.01	20.01		
(2)	Non-Institutions						N.A.	N.A.
(a)	Bodies Corporate	596	2047063	2030293	2.03	2.03		
(b)	Individuals							
I	i. Individual shareholders holding nominal share capital up to Rs. 1 lakh	24236	9703584	8504908	9.64	9.64		
II	ii. Individual shareholders holding nominal share capital in excess of Rs. 1 lakh	12	1818427	828077	1.81	1.81		
(c)	Qualified Foreign Investor	0	0	0	0.00	0.00		
(d)	Any Other (Specify)							
	i. Clearing Members	230	323265	323265	0.32	0.32		
	ii. Non Resident Indians	525	328642	322642	0.33	0.33		
	iii. Non Resident (Non Repatriables)	154	244780	200680	0.24	0.24		
	iv. Trusts	4	7071	7071	0.01	0.01		
	Sub-Total (B) (2)	25757	14472832	12216936	14.37	14.37		
	Total Public Shareholding (B) = (B)(1)+(B)(2)	25849	34626541	32190765	34.38	34.38	0	0
	Total (A) + (B)	25891	100706926	98271150	100.00	100.00		
(C)	Shares held by Custodians and against which Depository Receipts have been issued							
(1)	Promoter and Promoter Group	0	0	0	0.00	0.00	0	0.00
(2)	Public	0	0	0	0.00	0.00	0	0.00
	Sub-Total (C)							
	GRAND TOTAL (A)+(B)+(C)	25891	100706926	98271150	100.00	100.00	0	0.00



Name of the Company: BAJAJ ELECTRICALS LIMITED


BSE: Code: 500031
DSE: Code: 20031
NSE: BAJAJELEC

Quarter ended: 30.9.2014

Class of Security: Equity Shares


(I)(b) Statement showing holding of securities (including shares, warrants, convertible securities) of persons belonging to the category "Promoter and Promoter Group"

Sr. No.	Name of the shareholder	Details of shares held		Encumbered shares (*)			Details of warrants		Details of convertible securities		Total shares (including underlying shares assuming full conversion of warrants and convertible securities) as a % of diluted share capital
		No. of Shares held	As a % of grand total (A)+(B)+(C)	Number	As a percentage	As a % of grand total (A)+(B)+(C) of sub-clause (I)(a)	No. of warrants held	As a % total number of warrants of the same class	No. of convertible securities held	As a % total number of convertible securities of the same class	
(I)	(II)	(III)	(IV)	(V)	(VI)=(V)/(III)*100	(VII)	(VIII)	(IX)	(X)	(XI)	(XII)
INDIVIDUAL/ HUF											
1	ANANT BAJAJ	4111823	4.08	0	0.00	0.00	N.A.	N.A.	N.A.	N.A.	4.08
2	BAJAJ AUTO LTD. EMPLOYEES' WELFARE FUND NO. 2	961900	0.96	0	0.00	0.00	N.A.	N.A.	N.A.	N.A.	0.96
3	BAJAJ AUTO LTD. EMPLOYEES' WELFARE FUND NO. 1	500000	0.50	0	0.00	0.00	N.A.	N.A.	N.A.	N.A.	0.50
4	BAJAJ AUTO LTD. EMPLOYEES' WELFARE FUND NO. 6	160000	0.16	0	0.00	0.00	N.A.	N.A.	N.A.	N.A.	0.16
5	BAJAJ AUTO LTD. EMPLOYEES' WELFARE FUND NO. 5	160000	0.16	0	0.00	0.00	N.A.	N.A.	N.A.	N.A.	0.16
6	BAJAJ AUTO LTD. EMPLOYEES' WELFARE FUND NO. 3	80000	0.08	0	0.00	0.00	N.A.	N.A.	N.A.	N.A.	0.08
7	DEEPA BAJAJ	1000	0.00	0	0.00	0.00	N.A.	N.A.	N.A.	N.A.	0.00
8	GEETIKA BAJAJ	8346	0.01	0	0.00	0.00	N.A.	N.A.	N.A.	N.A.	0.01
9	KIRAN BAJAJ	1992219	1.98	0	0.00	0.00	N.A.	N.A.	N.A.	N.A.	1.98
10	KIRAN BAJAJ	1210000	1.20	0	0.00	0.00	N.A.	N.A.	N.A.	N.A.	1.20
11	KUMUD BAJAJ	253200	0.25	0	0.00	0.00	N.A.	N.A.	N.A.	N.A.	0.25
12	MADHUR BAJAJ	1652835	1.64	0	0.00	0.00	N.A.	N.A.	N.A.	N.A.	1.64
13	MADHUR BAJAJ	52500	0.05	0	0.00	0.00	N.A.	N.A.	N.A.	N.A.	0.05
14	MADHUR BAJAJ	52500	0.05	0	0.00	0.00	N.A.	N.A.	N.A.	N.A.	0.05
15	MINAL BAJAJ	367200	0.36	0	0.00	0.00	N.A.	N.A.	N.A.	N.A.	0.36
16	NEELIMA BAJAJ SWAMY	20000	0.02	0	0.00	0.00	N.A.	N.A.	N.A.	N.A.	0.02
17	NIRAJ BAJAJ	1119035	1.11	0	0.00	0.00	N.A.	N.A.	N.A.	N.A.	1.11
18	NIRAJ BAJAJ	466200	0.46	0	0.00	0.00	N.A.	N.A.	N.A.	N.A.	0.46
19	NIRAVNAYAN BAJAJ	1000	0.00	0	0.00	0.00	N.A.	N.A.	N.A.	N.A.	0.00
20	RAHULKUMAR BAJAJ	4180	0.00	0	0.00	0.00	N.A.	N.A.	N.A.	N.A.	0.00
21	SANJIVNAYAN BAJAJ	735	0.00	0	0.00	0.00	N.A.	N.A.	N.A.	N.A.	0.00
22	SHEKHAR BAJAJ	4840535	4.81	0	0.00	0.00	N.A.	N.A.	N.A.	N.A.	4.81



Sr. No.	Name of the shareholder	Details of shares held		Encumbered shares (*)			Details of warrants		Details of convertible securities		Total shares (including underlying shares assuming full conversion of warrants and convertible securities) as a % of diluted share capital
		No. of Shares held	As a % of grand total (A)+(B)+(C)	Number	As a percentage	As a % of grand total (A)+(B)+(C) of sub-clause (I)(a)	No. of warrants held	As a % total number of warrants of the same class	No. of convertible securities held	As a % total number of convertible securities of the same class	
(I)	(II)	(III)	(IV)	(V)	(VI)=(V)/(III)*100	(VII)	(VIII)	(IX)	(X)	(XI)	(XII)
23	SHEKHAR BAJAJ	1906800	1.89	0	0.00	0.00	N.A.	N.A.	N.A.	N.A.	1.89
24	SHEKHAR BAJAJ	240600	0.24	0	0.00	0.00	N.A.	N.A.	N.A.	N.A.	0.24
25	SHEKHAR RAMKRISHNA BAJAJ	30000	0.03	0	0.00	0.00	N.A.	N.A.	N.A.	N.A.	0.03
26	SHEKHARKUMAR RAMKRISHNAJI BAJAJ	230200	0.23	0	0.00	0.00	N.A.	N.A.	N.A.	N.A.	0.23
27	SHEKHARKUMAR RAMKRISHNAJI BAJAJ	173200	0.17	0	0.00	0.00	N.A.	N.A.	N.A.	N.A.	0.17
28	SHEKHARKUMAR RAMKRISHNAJI BAJAJ	140300	0.14	0	0.00	0.00	N.A.	N.A.	N.A.	N.A.	0.14
29	SHEKHARKUMAR RAMKRISHNAJI BAJAJ	135500	0.13	0	0.00	0.00	N.A.	N.A.	N.A.	N.A.	0.13
30	SUMAN JAIN	84645	0.08	0	0.00	0.00	N.A.	N.A.	N.A.	N.A.	0.08
31	SUMAN JAIN	15000	0.01	0	0.00	0.00	N.A.	N.A.	N.A.	N.A.	0.01
32	SUNAINA KEJRIWAL	965325	0.96	0	0.00	0.00	N.A.	N.A.	N.A.	N.A.	0.96
33	POOJA BAJAJ	100000	0.10	0	0.00	0.00	N.A.	N.A.	N.A.	N.A.	0.10
		22036778	21.88	0	0.00	0	N.A.	N.A.	N.A.	N.A.	21.88
1	BACHHRAJ FACTORIES PVT. LTD.	95000	0.09	0	0.00	0.00	N.A.	N.A.	N.A.	N.A.	0.09
2	BAJAJ HOLDINGS & INVESTMENT LIMITED	16697840	16.58	0	0.00	0.00	N.A.	N.A.	N.A.	N.A.	16.58
3	BAJAJ INTERNATIONAL PRIVATE LIMITED	800000	0.79	0	0.00	0.00	N.A.	N.A.	N.A.	N.A.	0.79
4	BAJAJ SEVASHRAM PVT. LIMITED	985000	0.98	0	0.00	0.00	N.A.	N.A.	N.A.	N.A.	0.98
5	HIND MUSAFIR AGENCY LTD	2028000	2.01	0	0.00	0.00	N.A.	N.A.	N.A.	N.A.	2.01
6	JAMNALAL SONS PRIVATE LIMITED	21802830	21.65	0	0.00	0.00	N.A.	N.A.	N.A.	N.A.	21.65
7	JAMNALAL SONS PRIVATE LIMITED	600000	0.60	0	0.00	0.00	N.A.	N.A.	N.A.	N.A.	0.60
8	SHEKHAR HOLDINGS PVT LTD	480000	0.48	0	0.00	0.00	N.A.	N.A.	N.A.	N.A.	0.48
9	HERCULES HOISTS LIMITED	554937	0.55	0	0.00	0.00	N.A.	N.A.	N.A.	N.A.	0.55
		44043607	43.73	0	0.00	0.00	N.A.	N.A.	N.A.	N.A.	43.73
	Total:	66080385	65.62	0	0.00	0.00	N.A.	N.A.	N.A.	N.A.	65.62

* The term "encumbrance" has the same meaning as assigned to it in regulation 28(3) of the SAST Regulations, 2011.



Name of the Company: BAJAJ ELECTRICALS LIMITED

BSE: Code: 500031
DSE: Code: 20031
NSE: BAJAJELEC

Quarter ended: 30.9.2014


Class of Security: Equity Shares

(I)(c) (i) Statement showing holding of securities (including shares, warrants, convertible securities) of persons belonging to the category "Public" and holding more than 1% of the total number of shares

Sr. No.	Name of the shareholder	No. of shares held	Shares as a % of total number of shares (i.e., Grand Total (A)+(B)+(C) indicated in Statement at para (i)(a)above)	Details of warrants		Details of convertible securities		Total shares (including underlying shares assuming full conversion of warrants and convertible securities) as a % of diluted share capital
				No. of warrants held	As a % total number of warrants of the same class	No. of convertible securities held	% w.r.t. total number of convertible securities of the same class	
1	MONDRIAN EMERGING MARKETS SMALL CAP EQUITY FUND,L.P.	2339462	2.32	N.A.	N.A.	N.A.	N.A.	2.32
2	MFS INTERNATIONAL NEW DISCOVERY FUND	2117960	2.10	N.A.	N.A.	N.A.	N.A.	2.10
3	HSBC BANK (MAURITIUS) LIMITED A/C JWALAMUKHI INVESTMENT HOLDINGS	1677732	1.67	N.A.	N.A.	N.A.	N.A.	1.67
4	SWISS FINANCE CORPORATION (MAURITIUS) LIMITED	1565547	1.55	N.A.	N.A.	N.A.	N.A.	1.55
5	ONTARIO PENSION BOARD - MONDRIAN INVESTMENT PARTNERS LIMITED	1155190	1.15	N.A.	N.A.	N.A.	N.A.	1.15
6	HDFC TRUSTEE COMPANY LIMITED - HDFC PRUDENCE FUND	1830131	1.82	N.A.	N.A.	N.A.	N.A.	1.82
7	SBI MAGNUM MIDCAP FUND	1697224	1.69	N.A.	N.A.	N.A.	N.A.	1.69
8	L AND T MID CAP FUND	1605598	1.59	N.A.	N.A.	N.A.	N.A.	1.59

(I)(c) (ii) Statement showing holding of securities (including shares, warrants, convertible securities) of persons (together with PAC) belonging to the category "Public" and holding more than 5% of the total number of shares of the Company

Sr. No.	Name(s) of the shareholder(s) and the Persons Acting in Concert (PAC) with them	No. of shares	Shares as a % of total number of shares (i.e., Grand Total (A)+(B)+(C) indicated in Statement at para (i)(a)above)	Details of warrants		Details of convertible securities		Total shares (including underlying shares assuming full conversion of warrants and convertible securities) as a % of diluted share capital
				No. of warrants	As a % total number of warrants of the same class	No. of convertible securities held	% w.r.t. total number of convertible securities of the same class	
	Nil	Nil	Nil	N.A.	N.A.	N.A.	N.A.	Nil



Name of the Company: BAJAJ ELECTRICALS LIMITED

BSE: Code: 500031

DSE: Code: 20031

NSE: BAJAJELEC

Quarter ended: 30.9.2014

Class of Security: Equity Shares

(I)(d) Statement showing details of locked-in shares

Sl. No.	Name of the shareholder	No. of locked-in Shares	Locked-in shares as a % of total number of shares {i.e., Grand Total (A)+(B)+(C) indicated in Statement at para (I)(a) above}
Not Applicable			

(II)(a) Statement showing details of Depository Receipts (DRs)

Sl. No.	Type of outstanding DR (ADRs, GDRs, SDRs, etc.)	No. of outstanding DRs	No. of shares underlying outstanding DRs	Shares underlying outstanding DRs as % of total number of shares {i.e., Grand Total (A)+(B)+(C) indicated in Statement at para (I)(a) above}
Not Applicable				

(II)(b) Statement showing holding of Depository Receipts (DRs), where underlying shares held by 'promoter/promoter group' are in excess of 1% of the total number of shares

Sr. No.	Name of the DR Holder	Type of outstanding DR (ADRs, GDRs, SDRs, etc.)	No. of shares underlying outstanding DRs	Shares underlying outstanding DRs as a % of total number of shares {i.e., Grand Total (A) + (B) + (C) indicated in Statement at para (I)(a) above}
Not Applicable				

(III)(a) Statement showing the voting pattern of shareholders, if more than one class of shares/securities is issued by the issuer.

Category	Cagtegrory of shareholder	Number of Voting Rights held in each class of securities			Total Voting Rights (III+IV+V)	Total Voting rights i.e.(VI)	
		Class X	Class Y	Class Z		As a percentage of (A+B)	As a percentage of (A+B+C)
(I)	(II)	(III)	(IV)	(V)	(VI)	(VII)	(VIII)
Not Applicable							

