



L-1/2192/MGP

August 13, 2019

To,
BSE Limited
Phiroze Jeejeebhoy Towers
Dalal Street, Mumbai 400 001
Code No. 500031

National Stock Exchange of India Limited
Exchange Plaza, Bandra Kurla Complex
Bandra (East), Mumbai 400 051
Symbol: BAJAJELEC
Option A NCDs: INE193E08038
Option B NCDs: INE193E08020
Option C NCDs: INE193E08012

Dear Sirs,

Sub.: Intimation of investor/analyst meetings under the Securities and Exchange Board of India (Listing Obligations and Disclosure Requirements) Regulations, 2015, as amended ("SEBI Listing Regulations")

In terms of Regulation 30 of the SEBI Listing Regulations, we wish to inform you that Bajaj Electricals Limited (the "**Company**") will participate in various investor meetings on Tuesday, August 13, 2019 and Wednesday, August 14, 2019, at its corporate office in Sion, Mumbai.

Enclosed is a copy of the presentation which the Company shall use during the investor meetings.

We request you to take the above information in your records.

Thanking you,

Yours faithfully,
For Bajaj Electricals Limited

Mangesh Patil
EVP – Legal & Company Secretary

Encl: As above



July 2019

THIS PRESENTATION (PRESENTATION) IS NOT AN OFFER TO SELL ANY SECURITIES OR A SOLICITATION TO BUY ANY SECURITIES OF BAJAJ ELECTRICALS LIMITED (THE “COMPANY”) OR ITS SUBSIDIARY OR JOINT VENTURE OR ASSOCIATE (TOGETHER WITH THE COMPANY, THE “GROUP”)

The material that follows is a Presentation of general background information about the Company’s activities as at the date of the Presentation or as otherwise indicated. It is information given in summary form and does not purport to be complete and it cannot be guaranteed that such information is true and accurate. This Presentation has been prepared by and is the sole responsibility of the Company. By accessing this Presentation, you are agreeing to be bound by the trading restrictions. It is for general information purposes only and should not be considered as a recommendation that any investor should subscribe to or purchase the Company’s equity shares or other securities. This Presentation includes statements that are, or may be deemed to be, “forward-looking statements”. These forward-looking statements can be identified by the use of forward-looking terminology, including the terms “believes”, “estimates”, “anticipates”, “projects”, “expects”, “intends”, “may”, “will”, “seeks” or “should” or, in each case, their negative or other variations or comparable terminology, or by discussions of strategy, plans, aims, objectives, goals, future events or intentions. These forward-looking statements include all matters that are not historical facts. They appear in a number of places throughout this Presentation and include statements regarding the Company’s intentions, beliefs or current expectations concerning, amongst other things, its results or operations, financial condition, liquidity, prospects, growth, strategies and the industry in which the Company operates. By their nature, forward-looking statements involve risks and uncertainties because they relate to events and depend on circumstances that may or may not occur in the future. The factors which may affect the results contemplated by the forward looking statements could include, among others, future changes or developments in (i) the Group’s business, (ii) the Group’s regulatory and competitive environment, and (iii) political, economic, legal and social conditions in India or the jurisdictions in which our Group operates.

Forward-looking statements are not guarantees of future performance including those relating to general business plans and strategy of the Company, its future outlook and growth prospects, and future developments in its businesses and its competitive and regulatory environment. No representation, warranty or undertaking, express or implied, is made or assurance given that such statements, views, projections or forecasts, if any, are correct or that the objectives of the Company will be achieved. There are some important factors that could cause material differences to Company’s actual results. These include (i) our ability to successfully implement our strategy (ii) our growth and expansion plans (iii) changes in regulatory norms applicable to the Company (iv) technological changes (v) investment income (vi) cash flow projections etc. The Company, as such, makes no representation or warranty, express or implied, as to, and does not accept any responsibility or liability with respect to, the fairness, accuracy, completeness or correctness of any information or opinions contained herein. The information contained in this Presentation, unless otherwise specified is only current as of the date of this Presentation. The Company assumes no responsibility to publicly amend, modify or revise any forward-looking statements, on the basis of any subsequent development, information or events, or otherwise. Unless otherwise stated in this Presentation, the information contained herein is based on management information and estimates. This document is just a Presentation and is not intended to be and does not constitute a “prospectus” or “offer document” or a “private placement offer letter” or an “offering memorandum” or an “offer” or a solicitation of any offer to purchase or sell any securities.

It is clarified that this Presentation is not intended to be a document offering for subscription or sale of any securities or inviting offers from the Indian public (including any section thereof) or from persons residing in any other jurisdiction including the United States for the subscription to or sale of any securities including the Company’s equity shares. No part of it should form the basis of or be relied upon in connection with any investment decision or any contract or commitment to purchase or subscribe for any securities. None of the Company’s securities may be offered or sold in the United States without registration under the U.S. Securities Act of 1933, as amended (“**U.S Securities Act**”) except pursuant to an exemption from registration there from. Accordingly, the Company’s securities may be offered or sold outside the United States in offshore transactions in reliance on Regulation S under the U.S Securities Act and in compliance with the applicable laws of each jurisdiction where those offers and sales are made. This document has not been and will not be reviewed or approved by a regulatory authority in India or by any stock exchange in India. This document and its contents should not be forwarded or delivered or transmitted in any manner to any person other than its intended recipient and should not be reproduced in any manner whatsoever.



OUR VISION

Enhancing Quality of Life and
bringing Happiness with
Sustainability



OUR VALUES



INTEGRITY



TRUST



INNOVATION



EMPOWERMENT



TEAMWORK



CUSTOMER DELIGHT

Table of Contents



Overview



Business
Overview



Road
Map



Key
Financials



Appendix

- One of the oldest and diversified conglomerates in the country, over 8 decades of experience
- Founded by the late Shri Jamnalal Bajaj
- One of the top business groups in India (in terms of market capitalization)
- Legacy of over 80 years with more than 30 companies forming part of the group
- Leadership that continues to thrive for four generations

Company Overview



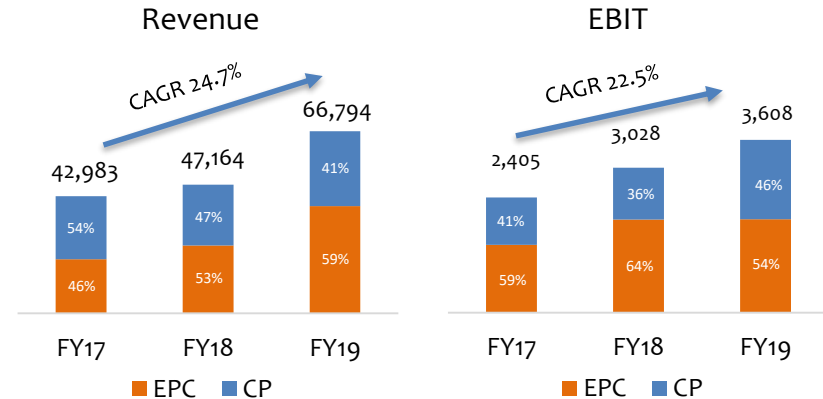
- We are a leading Indian consumer products company engaged in designing, manufacturing and marketing of consumer products
- Wide range of consumer products broadly categorised as (i) Fans; (ii) Lighting; and (iii) Appliances
- We cater to a premium range of appliances
- We have also entered into a strategic tie up with Morphy Richards in India to sell products in India and SAARC
- Acquired Nirlep Appliances in FY 2019, which is a recognised brand for non-stick cookware in India
- Extensive pan-India sales and distribution network along with after sales support service
- We are also engaged in EPC business with a focus on power transmission, power distribution and illumination
- Part of the Bajaj group, one of the oldest & well recognised business groups in India with over 8 decades of experience

Key Metrics as of March 31, 2019

18 Branch offices	5 Manufacturing Plants [#]	3,100+ Employees
450+* Distributors	200K+* Retail outlets	500+* Consumer Care centres

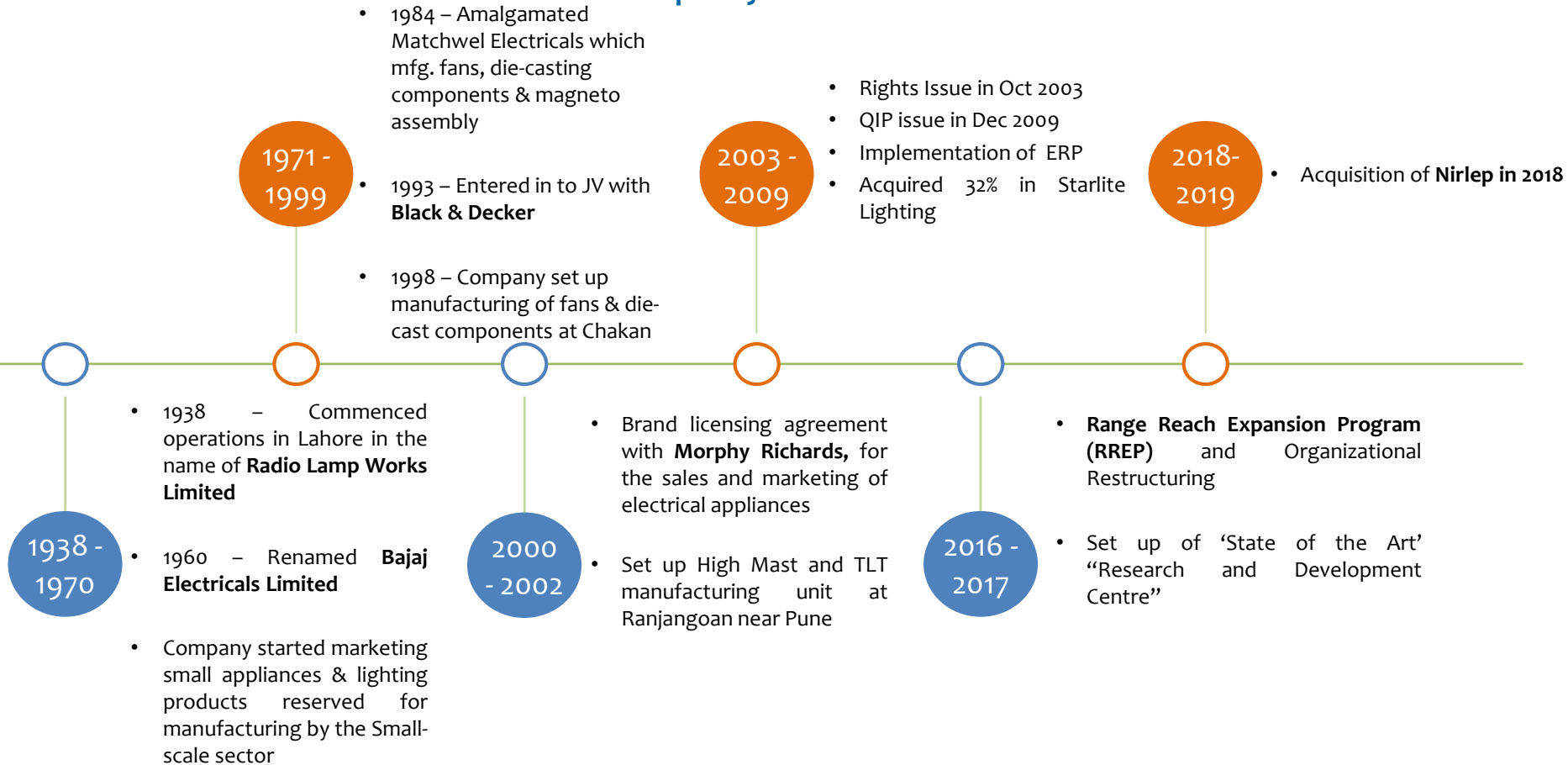
* Applicable to Consumer Products business I # including manufacturing facility of Hind Lamps Limited

Key Financials



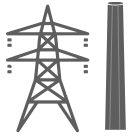
(Fig. in INR Mn) | Based on audited consolidated financials

Company Evolution



Note: Years referred to are calendar year

Manufacturing Facilities / Sourcing Arrangements



High Masts, Poles & Towers

Own Factories at **Ranjangaon and Chakan** near Pune



Illuminations

Own Factory at **Chakan**
Sourcing from third party manufacturers in **India and China**



Fans

Own Factory at **Chakan**
Sourcing from third party manufacturers in **India and China**




Appliances

Manufactured at sister concern **Starlite Lighting Limited, Nashik**
NIRLEP - Manufactured at Aurangabad
Sourcing from third party manufacturers in **India and China**



Consumer Lighting Products

Manufactured by sister concern **Hind Lamps Limited (Hind Lamps)**, Shikohabad and **Starlite Lighting Limited (Starlite)**, Nashik
Sourcing from third party manufacturers in **India and China**



Third Party Manufacturing

With strong Vendor base, with significant degree of Influence on manufacturing, Costing, Product Technology, Sub Vendors nomination, Manufacturing systems and Quality processes

Board of Directors



Shekhar Bajaj
Chairman & Managing Director



Anuj Poddar
Executive Director



Madhur Bajaj
Non Independent, Non Executive Director



Rajiv Bajaj
Non Independent, Non Executive Director



Pooja Bajaj
Non Independent, Non Executive Director



Harsh Vardhan Goenka
Independent, Non Executive Director



Dr. (Smt.) Indu Shahani
Independent, Non Executive Director



Munish Khetrpal
Independent, Non Executive Director




Dr. Rajendra Prasad Singh
Independent, Non Executive Director



Siddharth Mehta
Independent, Non Executive Director


Table of Contents



Overview



**Business
Overview**



**Road
Map**



**Key
Financials**



Appendix

What do we stand for

01

Trusted Brand

Strong brand recognition with large product portfolio and leadership position

02

Extensive Distribution

Widespread sales and distribution network with robust after sales service

03

Proven Track Record

Extensive experience & proven track record of execution in the EPC Business segment with strong order books



04

Leadership

Experienced and qualified management team and are part of the Bajaj group

05

Strong Financials

Strong and consistent financial performance

Consumer Products Business



Segment wise Rank (FY18)

OKA*	#1
FPA*	#1
IRONS	#1
ROOM / WATER HEATER	#1
AIR COOLER	#3
FANS	#5
LED (LAMPS)	#7

Source: Frost & Sullivan – Assessment Of Indian Consumer Appliances Industry | Segment wise rank based on organized market share

*FPA – Food Preparation Appliances; OKA – Other Kitchen Appliances

Range Reach Expansion Program (RREP)

- RREP primarily ensures sustained availability of products and after-sales services across India
- Through its Range Reach Expansion Program (RREP), the Company has derived the following benefits:
 - Addition of more retail outlets including *Kiranas* thus expanding its reach and increase in the number of products being sold at each counter, enhancing its range
 - Eradication of the wholesale and weighted distribution, resulting in expansion of its reach and presence in over 600 districts across India
 - Price stability across geographies which assured channel partners with more security, confidence and better returns on their investments

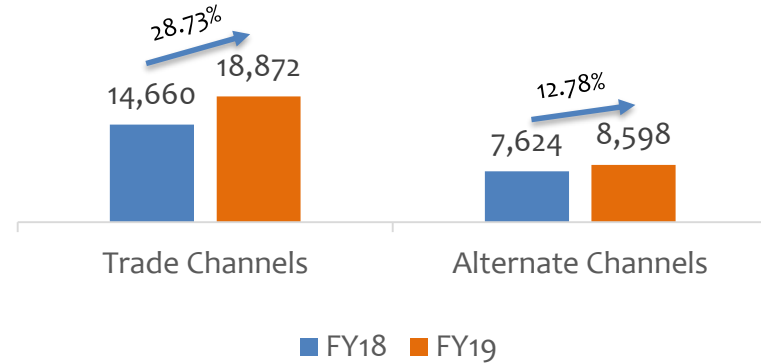
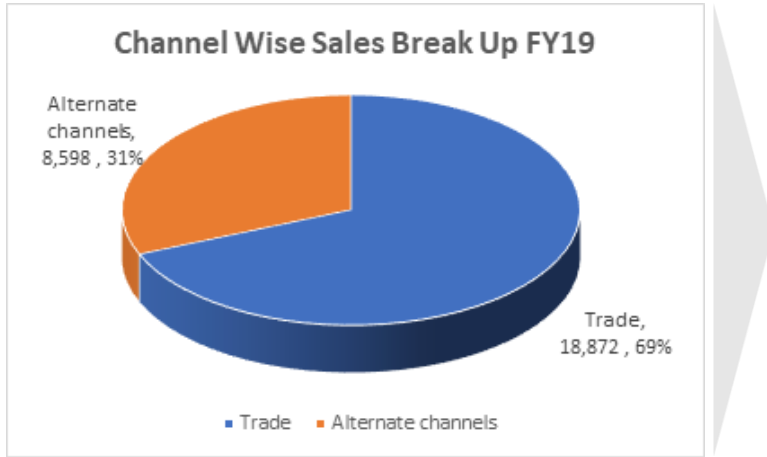
- Sales driven based on target and giving deals
- Focus on Primary Sales
- Month end Billing to the Distributors / Wholesalers
- Higher inventory level in the channel
- No conscious efforts by the channel partners to develop secondary market
- No tracking of secondary sales

Pre RREP

- Sales driven by improving availability and other enablers
- Focus on secondary / Retail Sales
- Regular billing based on replenishment
- Inventory level will be lower and faster turns of inventory
- Perpetual Journey in the market by Direct Sales Officers
- Tracking of secondary sales

Post RREP

Consumer Products Sales Channel - FY 18 & FY19



Figures in INR Mn

- Alternate Channel includes Modern Format Retail (MFR), E-Commerce, Institution, Canteen Stores (CSD) and Exports

Awards and Recognitions



Illumination EPC

- The illumination division of our EPC Business manufactures and supplies high masts, street lighting poles and FRP decorative poles
- The illumination division also undertakes special lighting projects such as at power plants, stadiums and architectural lighting, end to end turnkey projects, integrated building management systems

Power Transmission

- We provide engineering, procurement and construction services in transmission lines up to 765 kV, EHV substations up to 220 kV and monopole-based transmission lines up to 400 kV
- Our experience is in standardised and customised turnkey projects, which include planning, project management, financial considerations and environmental solutions
- We also manufacture transmission line towers, monopoles, and other fabricated structures

Power Distribution

- We provide engineering, procurement and construction solutions for power distribution, feeder separation, rural electrification and underground cabling under our power distribution division of EPC Business

Key Milestones as on March 31, 2019

Illuminated more than 1.35 Mn households


Installed over 27,000 distribution transformer and associated substations

**Completed 3,000+ ckms of transmission lines on turnkey basis
Supply 2,40,000+ MT transmission line towers up to 765 kV line voltage**

Order Book as on March 31, 2019

Segment	INR mn
Illumination EPC	1,160
Power Distribution	16,791
Transmission Line Tower	8,255
TOTAL	26,206

Table of Contents




Overview



**Business
Overview**



**Road
Map**



**Key
Financials**



Appendix

What will we focus on



Growth Pillars of Consumer Products Business



Note: SKUs stand for stock keeping units; SOV stands for share of voice

Research and Development – AB Square

- With an objective of creating innovative products that offers best solutions to consumers, the Company had set up a modern R&D centre ‘AB SQUARE’ at Navi Mumbai in Fiscal 2017
- The centre combines all aspects of research, design, development and testing capabilities under a single roof
- A team of 65+ members (as on March 31, 2019) constantly works towards developing and innovating new and improved products
- 300+ SKUs for various products innovated by the team in FY19

Key Accreditations

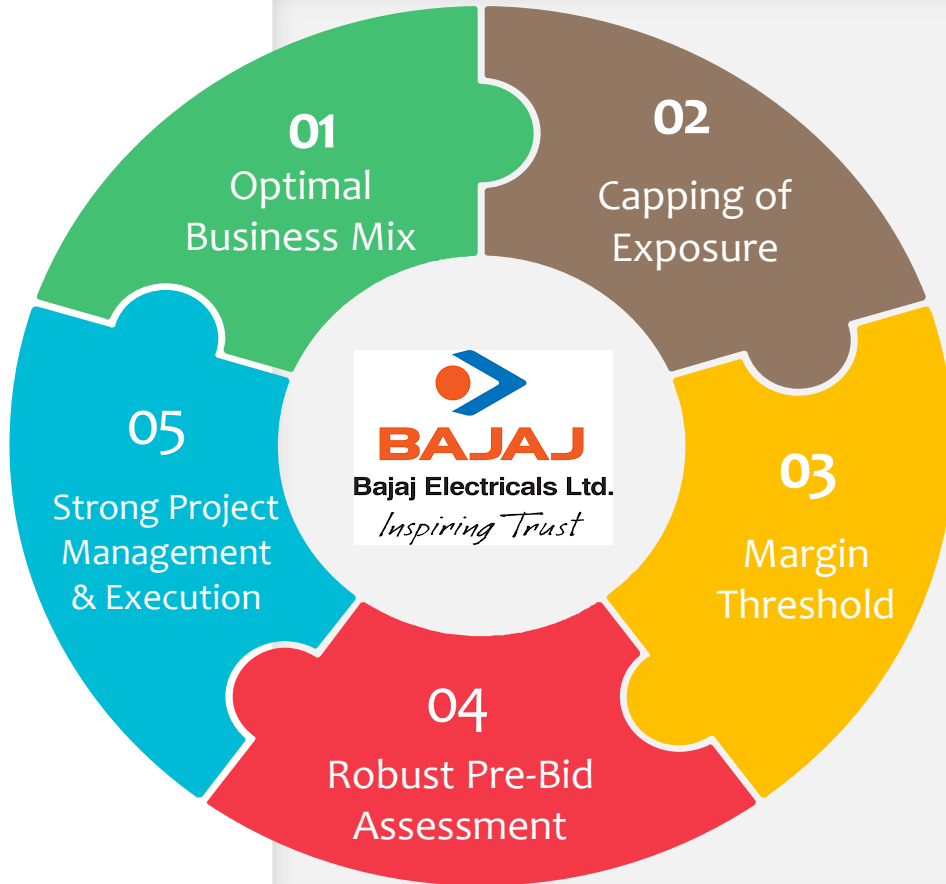
“Platinum” status for “Leadership in Energy and Environmental Design” by the United States Green Building Council, for its design, operation and maintenance

Innovative Product Breakthrough

IoT Air Cooler

Anti Germ Fan


Calenta Digi Water Heater



EPC Business Strategy

- a. Risk Calibrated &
- b. Strong Financial Discipline


Table of Contents



Overview



**Business
Overview**



**Road
Map**



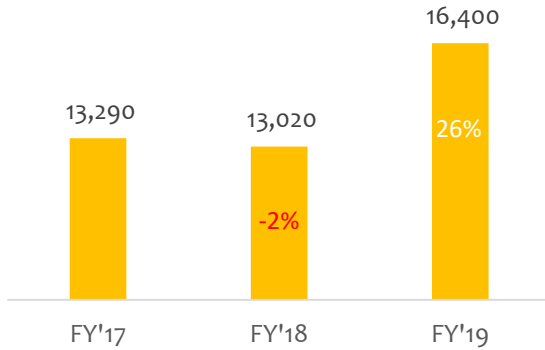
**Key
Financials**



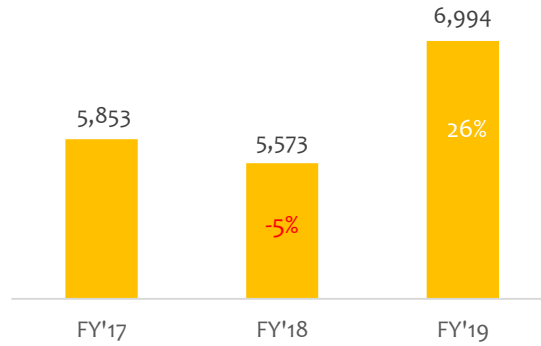
Appendix

Segment wise (Last 3 Year Performance)

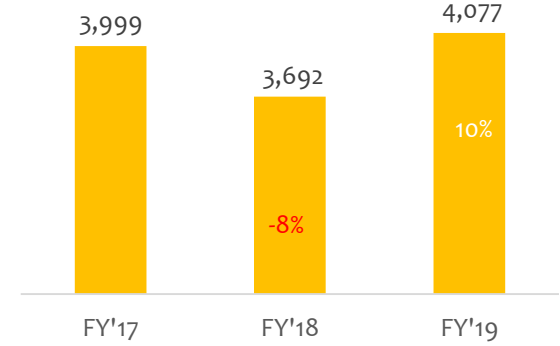
Appliances



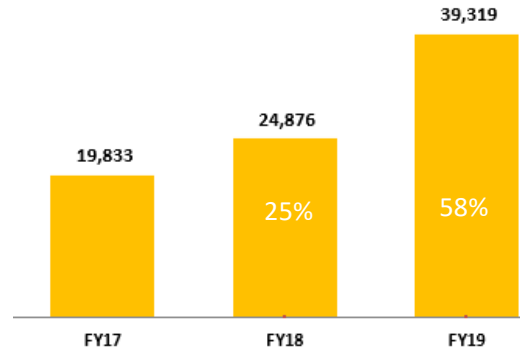
Fans




Lighting



EPC



 Annual Revenue in INR Mn

Profit & Loss Summary



(Rs. In Millions)

Particulars	FY 19			FY18			FY17		
	CP	EPC	Total*	CP	EPC	Total*	CP	EPC	Total*
Net Sales	27,470	39,319	66,794	22,285	24,876	47,164	23,142	19,833	42,983
YoY Growth	23.3%	58.1%	41.6%	-3.7%	25.4%	9.7%			
EBITDA	1,881	2,150	4,051	1,242	2,114	3,466	1,146	1,556	2,783
EBITDA Margin (in %)	6.8%	5.5%	6.1%	5.6%	8.5%	7.3%	5.0%	7.8%	6.5%
PBT	-	-	2,435	-	-	2,538	-	-	1,680
PBT Margin (in %)	-	-	3.6%	-	-	5.4%	-	-	3.9%
PAT	-	-	1,536	-	-	836	-	-	1,022
PAT Margin (in %)	-	-	2.3%	-	-	1.8%	-	-	2.4%
Basic EPS (before exceptional items)	-	-	15.02	-	-	15.13	-	-	10.10

* Total includes CP, EPC, Others and Unallocable items.

Balance Sheet Summary



(Rs. In Millions)

	FY19	FY18	FY17
Trade receivables	31,438	20,121	16,466
Inventory	8,302	5,792	5,712
PPE	4,022	3,222	3,179
Cash	164	257	653
Investment	108	76	720
Other assets	7,755	5,190	4,054
Total Assets	51,790	34,659	30,783
Net worth	10,559	9,365	8,631
Loans	15,853	7,176	5,455
Trade payables	11,041	8,546	6,359
Other liabilities	12,017	7,363	8,112
Provision	1,068	760	789
Emp liabilities	1,252	1,448	1,437
Total Liabilities	41,230	25,294	22,152
Total Liabilities and net worth	51,790	34,659	30,783

Capital Employed

(Rs. In Millions)

	FY19	FY18	FY17
Consumer Products	4,753	2,014	1,262
EPC	18,084	11,118	8,390
Others	25	30	31
Unallocable	(12,303)	(3,797)	(1,052)
Total	10,559	9,365	8,631
Borrowings	15,900	7,231	6,242
Adjusted Cap. Employed at Company Level	26,459	16,596	14,873
ROCE – CP *	49.0%	66.4%	44.6%
ROCE – EPC *	13.4%	20.0%	17.1%
ROCE – Company *	16.8%	19.9%	15.8%

*ROCE is calculated on average capital employed


Cash Flow Summary



(Rs. In Millions)

	FY19	FY18	FY17
Profit from operating activities	3,865	3,670	2,969
Changes in working capital	(8,681)	(4,155)	1,838
Cash flow operating activities before tax	(4,816)	(485)	4,807
Income taxes paid	(1,389)	(544)	(437)
Cash flow from operations (a)	(6,205)	(1,029)	4,370
Cash flow from investing activities (b)	(1,040)	361	(905)
- PPE	(563)	(351)	(562)
- Acquisitions by Group	(307)	-	-
- Inc / (Dec) in bank deposits	(117)	610	(326)
- Others	(53)	102	(17)
Cash flow from financing activities (c)	7,132	635	(3,679)
- Borrowings	8564	1571	(2971)
- Interest	(1096)	(763)	(766)
- Others	(336)	(172)	58
Net change in cash flow	(113)	(33)	(215)


Table of Contents



Overview



**Business
Overview**



**Road
Map**

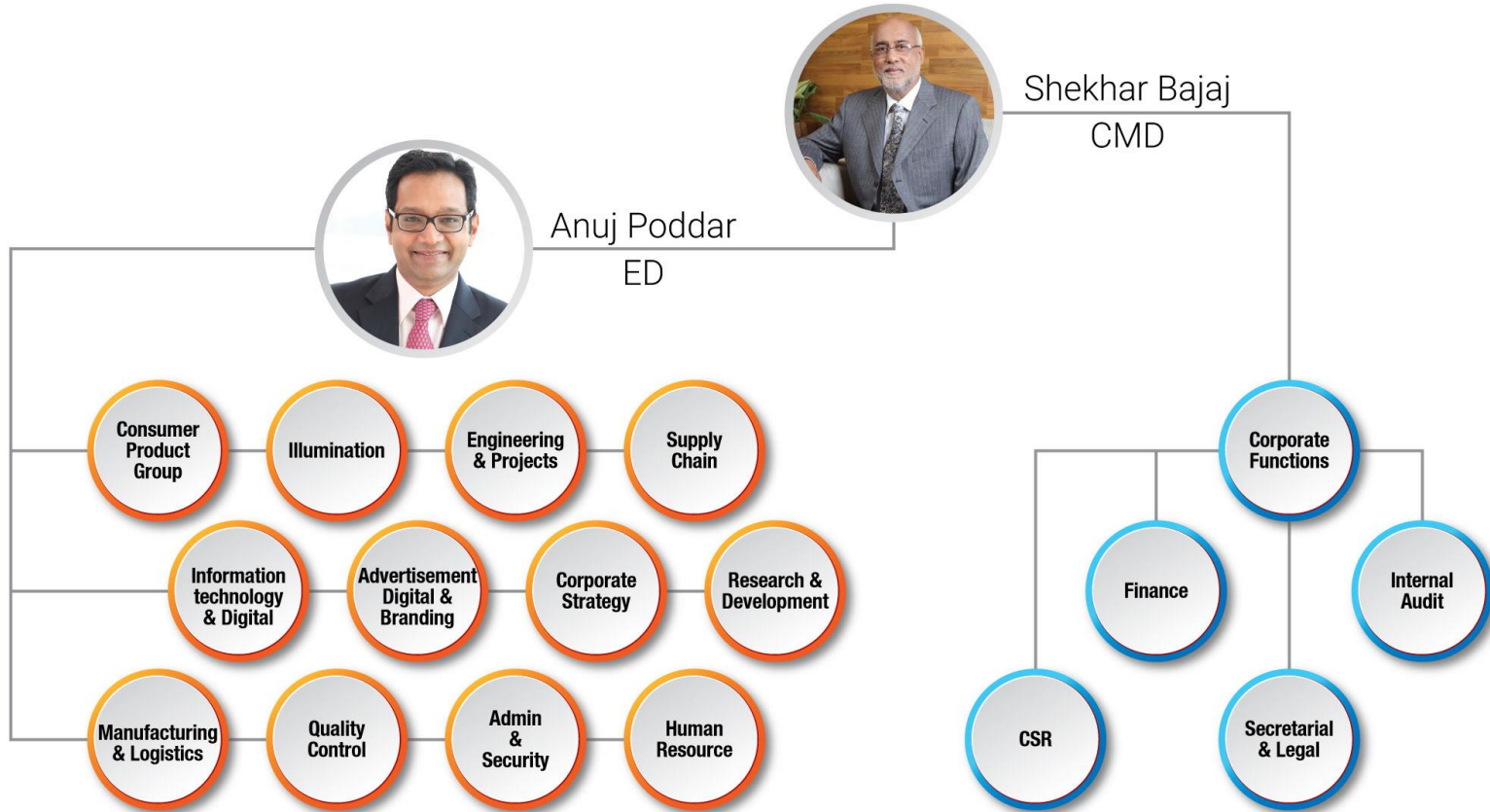


**Key
Financials**



Appendix

Organization Structure



Acquisition of Nirlep



- Acquired approximately 80.00% shares of Nirlep Appliances Private Limited (Nirlep) through the Share Purchase and Shareholders Agreement on 15th June 2018
- Launched in 1979, Nirlep, a non-stick cookware company, has pioneered the concept of non-stick technology in India
- This acquisition has helped the Company to add a very strong brand that complements its product portfolio and provides access to its manufacturing facilities
- Synergies derived:
 - Nirlep's products complement the product portfolio of the Company
 - Access to the state-of-the-art manufacturing facility
 - Skilled and experienced employees
 - Brand Value and intellectual property of Nirlep

Our Manufacturing Units

Ranjangaon Unit



Poles & High-mast factory at Ranjangaon, Pune, India

Chakan Unit



Fans, Lighting & Luminaires factory at Chakan, Pune, India

Starlite, Nashik



Hind Lamps, Shikohabad



Nirlep, Aurangabad



Thank you