


Statement showing Shareholding Pattern

Name of the Company :		Bajaj Electricals Limited	
Scrip Code: (BSE)	500031	Quarter ended :	31st March, 2013
Scrip Code: (DSE)	2031		
Scrip Name: (NSE)	BAJAJELEC		
Class of Security :		Equity Shares	
Partly paid-up shares			
	No. of partly paid-up shares	As a % of total no. of partly paid-up shares	As a % of total no. of shares of the Company
Held by promoter/promoters group	Nil	Nil	Nil
Held by public	Nil	Nil	Nil
Total	Nil	Nil	Nil
Outstanding convertible securities:-			
	No. of outstanding securities	As a % of total No. of outstanding convertible securities	As a % of total no. of shares of the company, assuming full conversion of the convertible securities
Held by promoter/promoter group	Nil	Nil	Nil
Held by public	Nil	Nil	Nil
Total	Nil	Nil	Nil
Warrants:-			
	No. of warrants	As a % of total no. of warrants	As a % of total no. of shares of the company, assuming full conversion of warrants
Held by promoter/ promoter group	Nil	Nil	Nil
Held by public	Nil	Nil	Nil
Total	Nil	Nil	Nil
Total paid-up capital of the company assuming full conversion of warrants and convertible securities	99755331		



(I) (a) Statement showing Shareholding Pattern

Name of the Company: BAJAJ ELECTRICALS LIMITED

BSE: Code: 500031


DSE: Code: 20031

NSE: BAJAJELEC


Quarter ended: 31.3.2013

Class of Security: Equity Shares

Category code	Category of shareholders	No. of shareholders	Total No. of shares	No. of shares held in dematerialized form	Total shareholding as a percentage of total no. of shares		Shares pledged or otherwise encumbered	
					As a percentage of (A+B)	As a percentage of (A+B+C)	Number of shares	As a percentage of (A+B+C)
(I)	(II)	(III)	(IV)	(V)	(VI)	(VII)	(VIII)	(IX)=(VIII)/(IV)*100
(A)	Shareholding of Promoter and Promoter Group							
(1)	Indian							
(a)	Individuals/ Hindu Undivided Family	35	21873559	21873559	21.93	21.93		0
(b)	Central Government/ State Government(s)	0	0	0	0.00	0.00		
(c)	Bodies Corporate	9	44043607	44043607	44.15	44.15	0	0.00
(d)	Financial Institutions/Banks	0	0	0	0.00	0.00		
(e)	Any Other (specify)	0	0	0	0.00	0.00		
	Sub-Total (A) (1)	44	65917166	65917166	66.08	66.08	0	0.00
(2)	Foreign							
(a)	Individuals (Non-Resident Individuals/Foreign individuals)	0	0	0	0.00	0.00		
(b)	Bodies Corporate	0	0	0	0.00	0.00		
(c)	Institutions	0	0	0	0.00	0.00		
(d)	Qualified Foreign Investor							
(e)	Any Other (specify)	0	0	0	0.00	0.00		
	Sub-Total (A) (2)	0	0	0	0.00	0.00	0	0
	Total Shareholding of Promoter and Promoter Group (A) = (A)(1)+(A)(2)	44	65917166	65917166	66.08	66.08	0	0.00
(B)	Public Shareholding						N.A.	N.A.
(1)	Institutions						N.A.	N.A.
(a)	Mutual Funds /UTI	15	3499536	3499536	3.51	3.51		
(b)	Financial Institutions/Banks	28	962278	944898	0.96	0.96		
(c)	Central Government/ State Government(s)	0	0	0	0.00	0.00		
(d)	Venture Capital Funds	0	0	0	0.00	0.00		
(e)	Insurance Companies	0	0	0	0.00	0.00		
(f)	Foreign Institutional Investors	44	11474201	11318201	11.50	11.50		
(g)	Foreign Venture Capital Investors	0	0	0	0.00	0.00		
(h)	Qualified Foreign Investor	0	0	0	0.00	0.00		
(i)	Any Other (specify)	0	0	0	0.00	0.00		
	Sub-Total (B) (1)	87	15936015	15756135	16.98	16.98		



Category code	Category of shareholders	No. of shareholders	Total No. of shares	No. of shares held in dematerialized form	Total shareholding as a percentage of total no. of shares		Shares pledged or otherwise encumbered	
					As a percentage of (A+B)	As a percentage of (A+B+C)	Number of shares	As a percentage of (A+B+C)
(2)	Non-Institutions						N.A.	N.A.
(a)	Bodies Corporate	537	5498563	5481793	5.51	5.51		
(b)	Individuals							
i	i. Individual shareholders holding nominal share capital up to Rs. 1 lakh	20488	9673529	8293193	9.70	9.70		
ii	ii. Individual shareholders holding nominal share capital in excess of Rs. 1 lakh	17	2155844	1224044	2.16	2.16		
(c)	Qualified Foreign Investor	0	0	0	0.00	0.00		
(d)	Any Other (Specify)							
i.	i. Clearing Members	128	93662	93662	0.09	0.09		
ii.	ii. Non Resident Indians	479	199526	193526	0.20	0.20		
iii.	iii. Non Resident (Non Repatriables)	147	277558	233458	0.28	0.28		
iv.	iv. Trusts	9	3468	3468	0.00	0.00		
	Sub-Total (B) (2)	21805	17902150	15523144	17.95	17.95		
	Total Public Shareholding (B) = (B)(1)+(B)(2)	21892	33838165	31279279	33.92	33.92	0	0
	Total (A) + (B)	21936	99755331	97196445	100.00	100.00		
(C)	Shares held by Custodians and against which Depository Receipts have been issued							
(1)	Promoter and Promoter Group	0	0	0	0.00	0.00	0	0.00
(2)	Public	0	0	0	0.00	0.00	0	0.00
	Sub-Total (C)							
	GRAND TOTAL (A)+(B)+(C)	21936	99755331	97196445	100.00	100.00	0	0.00



Name of the Company: BAJAJ ELECTRICALS LIMITED


BSE: Code: 500031
DSE: Code: 20031
NSE: BAJAJELEC

Quarter ended: 31.3.2013

Class of Security: Equity Shares


(I)(b) Statement showing holding of securities (including shares, warrants, convertible securities) of persons belonging to the category "Promoter and Promoter Group"

Sr. No.	Name of the shareholder	Details of shares held		Encumbered shares (*)			Details of warrants		Details of convertible securities		Total shares (including underlying shares assuming full conversion of warrants and convertible securities) as a % of diluted share capital
		No. of Shares held	As a % of grand total (A)+(B)+(C)	Number	As a percentage	As a % of grand total (A)+(B)+(C) of sub-clause (I)(a)	No. of warrants held	As a % total number of warrants of the same class	No. of convertible securities held	As a % total number of convertible securities of the same class	
(I)	(II)	(III)	(IV)	(V)	(VI)=(V)/(III)*100	(VII)	(VIII)	(IX)	(X)	(XI)	(XII)
INDIVIDUAL/ HUF											
1	ANANT BAJAJ	4211823	4.22	0	0.00	0.00	N.A.	N.A.	N.A.	N.A.	4.22
2	BAJAJ AUTO LTD. EMPLOYEES' WELFARE FUND NO. 2	961900	0.96	0	0.00	0.00	N.A.	N.A.	N.A.	N.A.	0.96
3	BAJAJ AUTO LTD. EMPLOYEES' WELFARE FUND NO. 1	500000	0.50	0	0.00	0.00	N.A.	N.A.	N.A.	N.A.	0.50
4	BAJAJ AUTO LTD. EMPLOYEES' WELFARE FUND NO. 6	160000	0.16	0	0.00	0.00	N.A.	N.A.	N.A.	N.A.	0.16
5	BAJAJ AUTO LTD. EMPLOYEES' WELFARE FUND NO. 5	160000	0.16	0	0.00	0.00	N.A.	N.A.	N.A.	N.A.	0.16
6	BAJAJ AUTO LTD. EMPLOYEES' WELFARE FUND NO. 3	80000	0.08	0	0.00	0.00	N.A.	N.A.	N.A.	N.A.	0.08
7	DEEPA BAJAJ	1000	0.00	0	0.00	0.00	N.A.	N.A.	N.A.	N.A.	0.00
8	GEETIKA SHEKHAR BAJAJ	8346	0.01	0	0.00	0.00	N.A.	N.A.	N.A.	N.A.	0.01
9	KIRAN BAJAJ	1329000	1.33	0	0.00	0.00	N.A.	N.A.	N.A.	N.A.	1.33
10	KIRAN BAJAJ	1210000	1.21	0	0.00	0.00	N.A.	N.A.	N.A.	N.A.	1.21
11	KUMUD BAJAJ	253200	0.25	0	0.00	0.00	N.A.	N.A.	N.A.	N.A.	0.25
12	MADHUR BAJAJ	1652835	1.66	0	0.00	0.00	N.A.	N.A.	N.A.	N.A.	1.66
13	MADHUR BAJAJ	52500	0.05	0	0.00	0.00	N.A.	N.A.	N.A.	N.A.	0.05



14	MADHUR BAJAJ	52500	0.05	0	0.00	0.00	N.A.	N.A.	N.A.	N.A.	0.05
15	MINAL BAJAJ	367200	0.37	0	0.00	0.00	N.A.	N.A.	N.A.	N.A.	0.37
16	NEELIMA BAJAJ SWAMY	20000	0.02	0	0.00	0.00	N.A.	N.A.	N.A.	N.A.	0.02
17	NIRAJ BAJAJ	1118835	1.12	0	0.00	0.00	N.A.	N.A.	N.A.	N.A.	1.12
18	NIRAJ BAJAJ	466200	0.47	0	0.00	0.00	N.A.	N.A.	N.A.	N.A.	0.47
19	NIRAJ BAJAJ	200	0.00	0	0.00	0.00	N.A.	N.A.	N.A.	N.A.	0.00
20	NIRAVNAYAN BAJAJ	1000	0.00	0	0.00	0.00	N.A.	N.A.	N.A.	N.A.	0.00
21	RAHULKUMAR BAJAJ	2580	0.00	0	0.00	0.00	N.A.	N.A.	N.A.	N.A.	0.00
22	RAHULKUMAR BAJAJ	600	0.00	0	0.00	0.00	N.A.	N.A.	N.A.	N.A.	0.00
23	RUPARANI BAJAJ	1000	0.00	0	0.00	0.00	N.A.	N.A.	N.A.	N.A.	0.00
24	SANJIVNAYAN BAJAJ	735	0.00	0	0.00	0.00	N.A.	N.A.	N.A.	N.A.	0.00
25	SHEKHAR BAJAJ	5340535	5.35	0	0.00	0.00	N.A.	N.A.	N.A.	N.A.	5.35
26	SHEKHAR BAJAJ	1906800	1.91	0	0.00	0.00	N.A.	N.A.	N.A.	N.A.	1.91
27	SHEKHAR BAJAJ	240600	0.24	0	0.00	0.00	N.A.	N.A.	N.A.	N.A.	0.24
28	SHEKHAR RAMKRISHNA BAJAJ	30000	0.03	0	0.00	0.00	N.A.	N.A.	N.A.	N.A.	0.03
29	SHEKHARKUMAR RAMKRISHNAJI BAJAJ	230200	0.23	0	0.00	0.00	N.A.	N.A.	N.A.	N.A.	0.23
30	SHEKHARKUMAR RAMKRISHNAJI BAJAJ	173200	0.17	0	0.00	0.00	N.A.	N.A.	N.A.	N.A.	0.17
31	SHEKHARKUMAR RAMKRISHNAJI BAJAJ	140300	0.14	0	0.00	0.00	N.A.	N.A.	N.A.	N.A.	0.14
32	SHEKHARKUMAR RAMKRISHNAJI BAJAJ	135500	0.14	0	0.00	0.00	N.A.	N.A.	N.A.	N.A.	0.14
33	SUMAN JAIN	84645	0.08	0	0.00	0.00	N.A.	N.A.	N.A.	N.A.	0.08
34	SUMAN JAIN	15000	0.02	0	0.00	0.00	N.A.	N.A.	N.A.	N.A.	0.02
35	SUNAINA KEJRIWAL	965325	0.97	0	0.00	0.00	N.A.	N.A.	N.A.	N.A.	0.97
		21873559	21.93	0	0.00	0	N.A.	N.A.	N.A.	N.A.	21.93
1	BACHHRAJ AND COMPANY PVT. LTD.	95000	0.10	0	0.00	0.00	N.A.	N.A.	N.A.	N.A.	0.10
2	BAJAJ HOLDINGS & INVESTMENT LIMITED	16697840	16.74	0	0.00	0.00	N.A.	N.A.	N.A.	N.A.	16.74
3	BAJAJ INTERNATIONAL PRIVATE LIMITED	800000	0.80	0	0.00	0.00	N.A.	N.A.	N.A.	N.A.	0.80
4	BAJAJ SEVASHRAM PVT. LIMITED	985000	0.99	0	0.00	0.00	N.A.	N.A.	N.A.	N.A.	0.99
5	HIND MUSAFIR AGENCY LTD	2028000	2.03	0	0.00	0.00	N.A.	N.A.	N.A.	N.A.	2.03
6	JAMNALAL SONS PRIVATE LIMITED	21802830	21.86	0	0.00	0.00	N.A.	N.A.	N.A.	N.A.	21.86
7	JAMNALAL SONS PRIVATE LIMITED	600000	0.60	0	0.00	0.00	N.A.	N.A.	N.A.	N.A.	0.60
8	SHEKHAR HOLDINGS PVT LTD	480000	0.48	0	0.00	0.00	N.A.	N.A.	N.A.	N.A.	0.48
9	HERCULES HOISTS LIMITED	554937	0.56	0	0.00	0.00	N.A.	N.A.	N.A.	N.A.	0.56
		44043607	44.15	0	0.00	0.00	N.A.	N.A.	N.A.	N.A.	44.15
	Total:	65917166	66.08	0	0.00	0.00	N.A.	N.A.	N.A.	N.A.	66.08

* The term "emcumbrance" has the same meaning as assigned to it in regulation 28(3) of the SAST Regulations, 2011.



Name of the Company: BAJAJ ELECTRICALS LIMITED

BSE: Code: 500031

DSE: Code: 20031

NSE: BAJAJELEC

Quarter ended: 31.3.2013


Class of Security: Equity Shares

(I)(c) (i) Statement showing holding of securities (Including shares, warrants, convertible securities) of persons belonging to the category "Public" and holding more than 1% of the total number of shares

Sr. No.	Name of the shareholder	No. of shares held	Shares as a % of total number of shares (i.e., Grand Total (A)+(B)+(C) indicated in Statement at para (I)(a)above)	Details of warrants		Details of convertible securities		Total shares (including underlying shares assuming full conversion of warrants and convertible securities) as a % of diluted share capital
				No. of warrants held	As a % total number of warrants of the same class	No. of convertible securities held	% w.r.t. total number of convertible securities of the same class	
1	RELIANCE CAPITAL TRUSTEE CO LTD. A/C. RELIANCE DIVERSIFIED POWER SECTOR FUND	2327666	2.33	N.A.	N.A.	N.A.	N.A.	2.33
2	HDFC STANDARD LIFE INSURANCE CO. LTD.	2494506	2.50	N.A.	N.A.	N.A.	N.A.	2.50
3	HSBC BANK (MAURITIUS) LIMITED A/C. JWALAMUKHI INVESTMENT HOLDINGS	4646714	4.66	N.A.	N.A.	N.A.	N.A.	4.66
4	ONTARIO PENSION BOARD - MONDRIAN INVESTMENT PARTNERS LIMITED	1221362	1.22	N.A.	N.A.	N.A.	N.A.	1.22

(I)(c) (ii) Statement showing holding of securities (Including shares, warrants, convertible securities) of persons (together with PAC) belonging to the category "Public" and holding more than 5% of the total number of shares of the Company

Sr. No.	Name(s) of the shareholder(s) and the Persons Acting in Concert (PAC) with them	No. of shares	Shares as a % of total number of shares (i.e., Grand Total (A)+(B)+(C) indicated in Statement at para (I)(a)above)	Details of warrants		Details of convertible securities		Total shares (including underlying shares assuming full conversion of warrants and convertible securities) as a % of diluted share capital
				No. of warrants	As a % total number of warrants of the same class	No. of convertible securities held	% w.r.t. total number of convertible securities of the same class	
	NII	NII	NII	N.A.	N.A.	N.A.	N.A.	NII



Name of the Company: BAJAJ ELECTRICALS LIMITED

Quarter ended: 31.3.2013

BSE: Code: 500031

DSE: Code: 20031

NSE: BAJAJELEC

Class of Security: Equity Shares

(I)(d) Statement showing details of locked-in shares

SI. No.	Name of the shareholder	No. of locked-in Shares	Locked-in shares as a % of total number of shares (i.e., Grand Total (A)+(B)+(C) indicated in Statement at para (I)(a) above)
Not Applicable			

(II)(a) Statement showing details of Depository Receipts (DRs)

SI. No.	Type of outstanding DR (ADRs, GDRs, SDRs, etc.)	No. of outstanding DRs	No. of shares underlying outstanding DRs	Shares underlying outstanding DRs as % of total number of shares (i.e., Grand Total (A)+(B)+(C) indicated in Statement at para (I)(a) above)
Not Applicable				

(II)(b) Statement showing holding of Depository Receipts (DRs), where underlying shares held by 'promoter/promoter group' are in excess of 1% of the total number of shares

Sr. No.	Name of the DR Holder	Type of outstanding DR (ADRs, GDRs, SDRs, etc.)	No. of shares underlying outstanding DRs	Shares underlying outstanding DRs as a % of total number of shares (i.e., Grand Total (A) + (B) + (C) indicated in Statement at para (I)(a) above)
Not Applicable				

(III)(a) Statement showing the voting pattern of shareholders, if more than one class of shares/securities is issued by the issuer.

Category	Cagteory of shareholder	Number of Voting Rights held in each class of securities			Total Voting Rights (III+IV+V)	Total Voting rights i.e.(VI)	
		Class X	Class Y	Class Z		As a percentage of (A+B)	As a percentage of (A+B+C)
(I)	(II)	(III)	(IV)	(V)	(VI)	(VII)	(VIII)
Not Applicable							

